


SIMPLE SMALL-BUSINESS PLAN TEMPLATE

Try Smartsheet for FREE

Template begins on page 2.



BUSINESS PLAN

DATE PREPARED

CONTACT

TABLE OF CONTENTS

1. EXECUTIVE SUMMARY 3

2. FINANCIAL HIGHLIGHTS 4

3. FINANCING REQUIREMENTS 4

4. COMPANY BACKGROUND 5

 4.1 OVERVIEW 5

 4.2 TEAM 6

 4.2.1 MANAGEMENT TEAM 6

 4.2.2 ADVISORY BOARD 7

5. MARKET ANALYSIS 8

 5.1 PROBLEM & SOLUTION 8

 5.1.1 THE PROBLEM 8

 5.1.2 OUR SOLUTION 8

 5.2 TARGET MARKET 9

 5.2.1 MARKET SIZE 9

 5.2.2 SEGMENT 1 9

 5.2.3 SEGMENT 2 9

 5.3 COMPETITION 10

 5.3.1 CURRENT ALTERNATIVES TARGET BUYERS ARE USING 10

 5.3.2 OUR COMPETITIVE ADVANTAGES 10

6. EXECUTION 11

 6.1 PRODUCT OR SERVICE OFFERINGS 11

 6.1.1 PRODUCT OR SERVICE 11

 6.2 SALES AND MARKETING PLAN 12

 6.2.1 MARKETING PLAN 12

 6.2.2 SALES PLAN 13

 6.3 OPERATIONS 14

 6.3.1 LOCATIONS & FACILITIES 14

 6.3.2 TECHNOLOGY USED TO OPERATE BUSINESS 14

 6.3.3 EQUIPMENT & TOOLS NEEDED TO OPERATE BUSINESS 15

 6.4 MILESTONES & METRICS 16

 6.4.1 MILESTONES 16

 6.4.2 KEY PERFORMANCE METRICS 16

7. FINANCIAL PLAN 17

 7.1 FORECASTS 17

 7.1.1 KEY ASSUMPTIONS 17

 7.1.2 REVENUE FORECAST 18

 7.1.3 EXPENSE FORECAST 18

 7.1.4 NET PROFIT (OR LOSS) FORECAST 19

 7.2 FINANCING 20

 7.2.1 SOURCES OF FUNDING 20

 7.2.2 USE OF FUNDING 20

 7.3 FINANCIAL STATEMENTS 21


 7.3.1 PROFIT & LOSS 21

 7.3.2 BALANCE SHEET 22

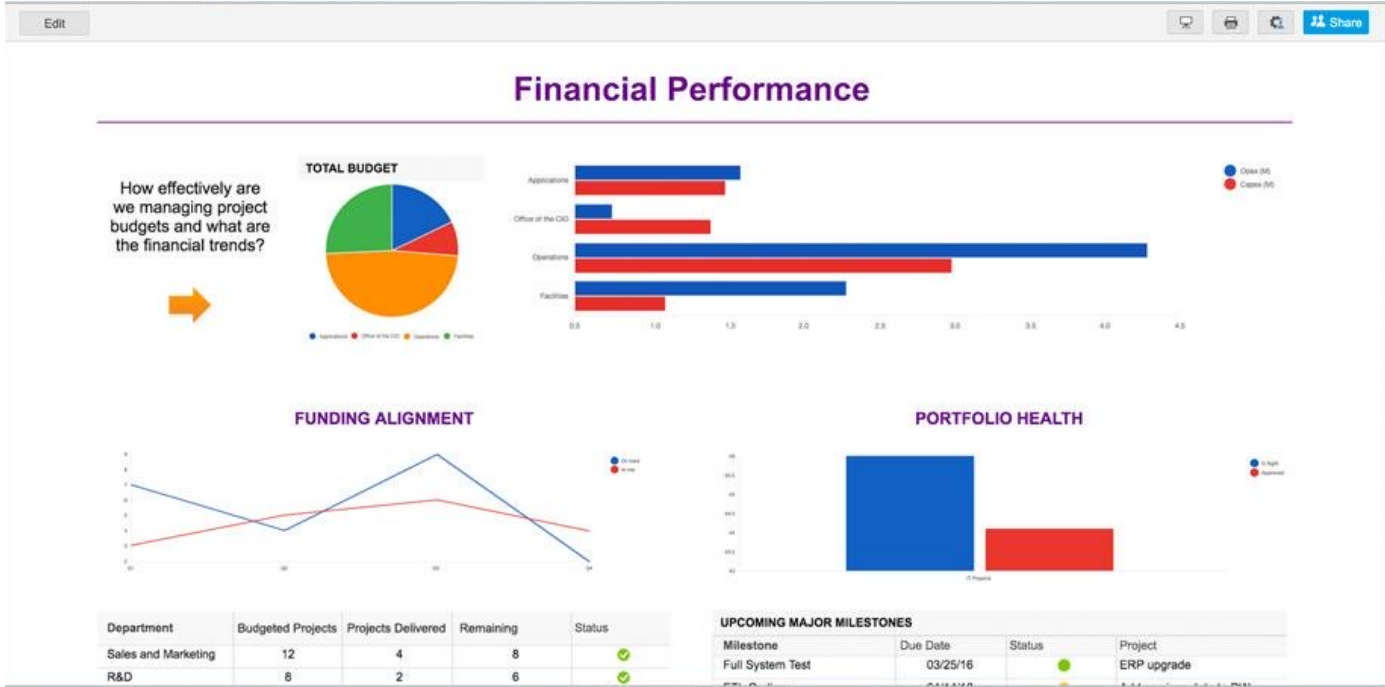
 7.3.3 CASH FLOW STATEMENT 23

8. APPENDIX 24


1. EXECUTIVE SUMMARY



2. FINANCIAL HIGHLIGHTS




3. FINANCING REQUIREMENTS



4. COMPANY BACKGROUND

4.1 OVERVIEW



4.2 TEAM

4.2.1 MANAGEMENT TEAM



4.2.2 ADVISORY BOARD



5. MARKET ANALYSIS

5.1 PROBLEM & SOLUTION

5.1.1 THE PROBLEM

A large, empty rectangular box with a thin grey border, intended for the user to input text or content for the '5.1.1 THE PROBLEM' section.

5.1.2 OUR SOLUTION

A large, empty rectangular box with a thin grey border, intended for the user to input text or content for the '5.1.2 OUR SOLUTION' section.

5.2 TARGET MARKET

5.2.1 MARKET SIZE

[Empty box for Market Size content]

5.2.2 SEGMENT 1

[Empty box for Segment 1 content]

5.2.3 SEGMENT 2

[Empty box for Segment 2 content]

5.3 COMPETITION

5.3.1 CURRENT ALTERNATIVES TARGET BUYERS ARE USING




5.3.2 OUR COMPETITIVE ADVANTAGES



6. EXECUTION

6.1 PRODUCT OR SERVICE OFFERINGS

6.1.1 PRODUCT OR SERVICE




6.2 SALES AND MARKETING PLAN

6.2.1 MARKETING PLAN



6.2.2 SALES PLAN



6.3 OPERATIONS

6.3.1 LOCATIONS & FACILITIES



6.3.2 TECHNOLOGY USED TO OPERATE BUSINESS



6.3.3 EQUIPMENT & TOOLS NEEDED TO OPERATE BUSINESS

A large, empty rectangular box with a thin black border, occupying the majority of the page's vertical space below the section header. It is currently blank, intended for the user to input details regarding the equipment and tools needed to operate the business.

6.4 MILESTONES & METRICS

6.4.1 MILESTONES

MILESTONE	DESCRIPTION	COMPLETION DATE


6.4.2 KEY PERFORMANCE METRICS

ACTIVITY	DESCRIPTION	KEY METRIC

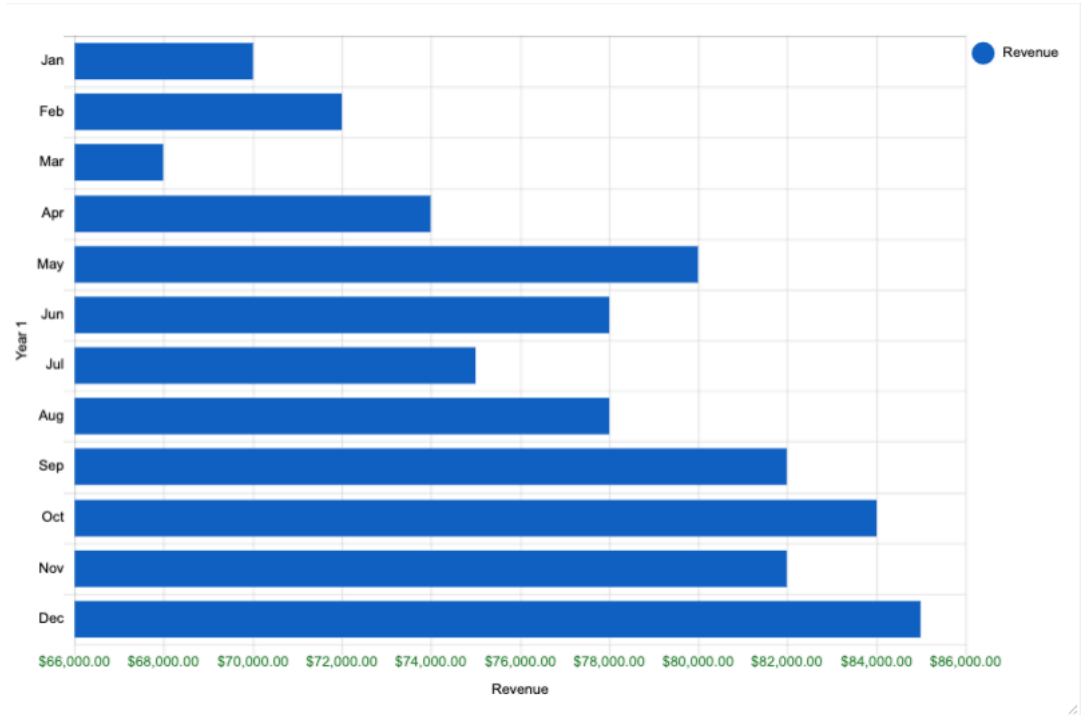
7. FINANCIAL PLAN

7.1 FORECASTS

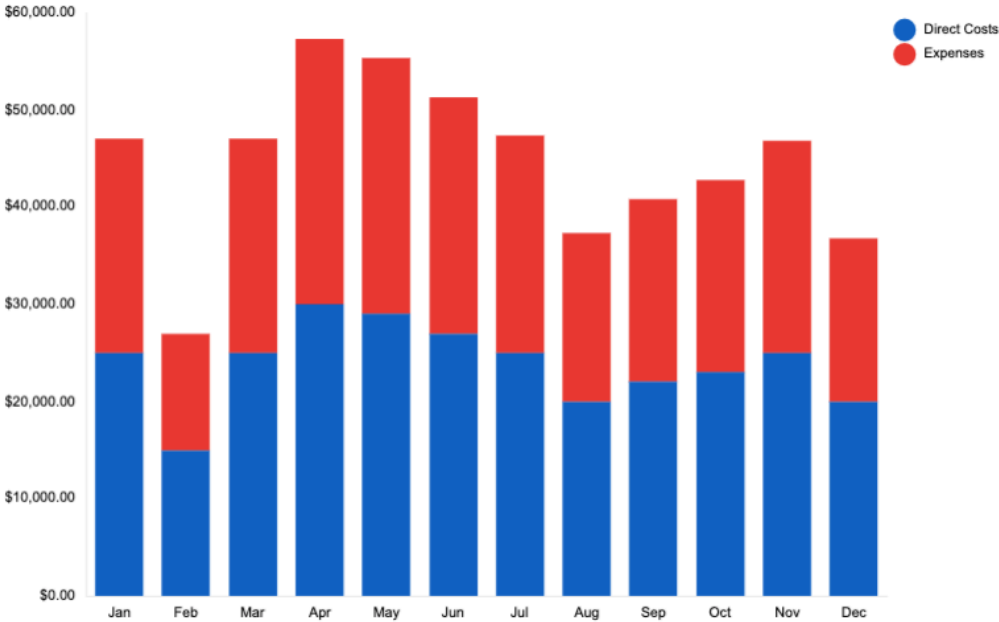
7.1.1 KEY ASSUMPTIONS



7.1.2 REVENUE FORECAST



7.1.3 EXPENSE FORECAST



7.1.4 NET PROFIT (OR LOSS) FORECAST

7.2 FINANCING

7.2.1 SOURCES OF FUNDING

[Empty box for content under 7.2.1 SOURCES OF FUNDING]

7.2.2 USE OF FUNDING

[Empty box for content under 7.2.2 USE OF FUNDING]

7.3 FINANCIAL STATEMENTS

7.3.1 PROFIT & LOSS

COMPANY NAME

TIME PERIOD COVERED

INCOME	
Sales Income (Including Deductions for Returns and Discounts)	\$ -
Other Income	\$ -
TOTAL INCOME	\$ -

COST OF GOODS SOLD	
CoGS	\$ -
TOTAL CoGS	\$ -

NET INCOME <i>Income minus CoGS</i>	\$ -
----------------------------------------------	-------------

	NET INCOME
<i>Net Income minus Total Expenses</i>	\$ -

EXPENSES	
Wages and Benefits	\$ -
Rent/Mortgage	\$ -
Utilities	\$ -
Office Supplies	\$ -
Phone	\$ -
Web Hosting	\$ -
Insurance	\$ -
Travel	\$ -
Depreciation	\$ -
Taxes	\$ -
Other Expenses	\$ -
TOTAL EXPENSES	\$ -

7.3.2 BALANCE SHEET

[COMPANY NAME]


BALANCE SHEET

ASSETS	[YEAR]	[YEAR]
CURRENT ASSETS		
Cash		
Accounts Receivable		
Inventory		
Prepaid Expenses		
Short-Term Investments		
TOTAL CURRENT ASSETS	\$ -	\$ -
FIXED (LONG-TERM) ASSETS		
Long-Term Investments		
Property, Plant, and Equipment (Less Accumulated Depreciation)		
Intangible Assets		
TOTAL FIXED ASSETS	\$ -	\$ -
OTHER ASSETS		
Deferred Income Tax		
Other		
TOTAL OTHER ASSETS	\$ -	\$ -
TOTAL ASSETS	\$ -	\$ -

LIABILITIES AND OWNER'S EQUITY	[YEAR]	[YEAR]
CURRENT LIABILITIES		
Accounts Payable		
Short-Term Loans		
Income Taxes Payable		
Accrued Salaries and Wages		
Unearned Revenue		
Current Portion of Long-Term Debt		
TOTAL CURRENT LIABILITIES	\$ -	\$ -
LONG-TERM LIABILITIES		
Long-Term Debt		
Deferred Income Tax		
Other		
TOTAL LONG-TERM LIABILITIES	\$ -	\$ -
OWNER'S EQUITY		
Owner's Investment		
Retained Earnings		
Other		
TOTAL OWNER'S EQUITY	\$ -	\$ -
TOTAL LIABILITIES AND OWNER'S EQUITY	\$ -	\$ -

7.3.3 CASH FLOW STATEMENT

8. APPENDIX



DISCLAIMER

Any articles, templates, or information provided by Smartsheet on the website are for reference only. While we strive to keep the information up to date and correct, we make no representations or warranties of any kind, express or implied, about the completeness, accuracy, reliability, suitability, or availability with respect to the website or the information, articles, templates, or related graphics contained on the website. Any reliance you place on such information is therefore strictly at your own risk.